

NRHA28

26.5~40GHz, WR-28

Features:
* Broadband

Applications:
* Wireless
* Transceiver
* Laboratory Test
* Broadcast

Electrical

Frequency: 26.5~40GHz
Gain: 10, 15, 20, 25dB
VSWR: 1.2 max.
1.3 max. (Outline F, G, H)
1.4 max. (Outline E, I)

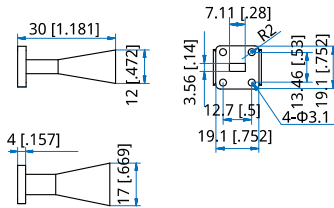
Mechanical

Interface: WR-28 (BJ320)
Flange: FBP320
Material: Brass

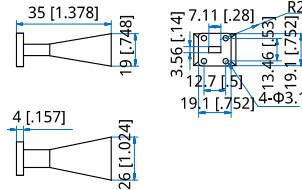
Environmental

Temperature: -55~+165°C

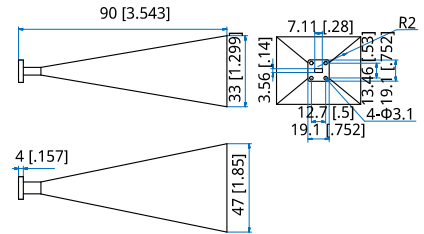
Outline Drawings



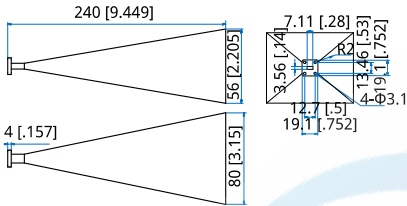
Outline A



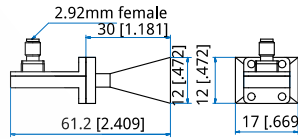
Outline B



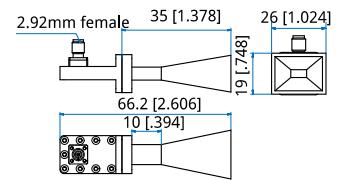
Outline C



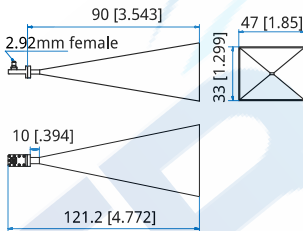
Outline D



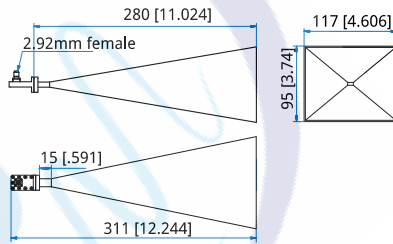
Outline E



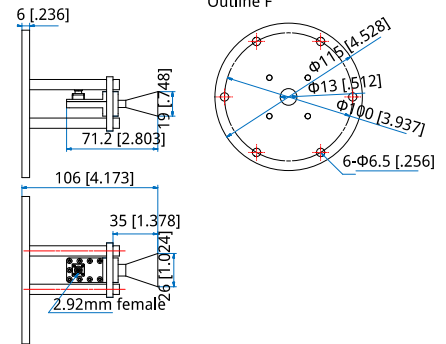
Outline F



Outline G



Outline H



Outline I

Unit: mm [in]

Tolerance: ±0.5mm [±0.02in]



Standard Gain Horn Antennas

How To Order

NRHA28-X-Y-Z

X: Gain in dB

10dB - Outline A, E

15dB - Outline B, F, I

20dB - Outline C, G

25db - Outline D, H

Y: Connector type if applicable

Z: Installation method if applicable

Connector naming rules:

K - 2.92mm Female (Outline E, F, G, H, I)

Pannel Mount naming rules:

P - Pannel Mount (Outline I)

Examples:

To order an antenna, 26.5-40GHz, 15dB, WR-28, 2.92mm Female, specify NRHA28-15-K.

Customization is available upon request.