


MAM075090-L40G20 Low Noise Amplifier

Features

- Low noise figure: 4 dB
- Broadband amplification
- Built-in voltage regulator circuit



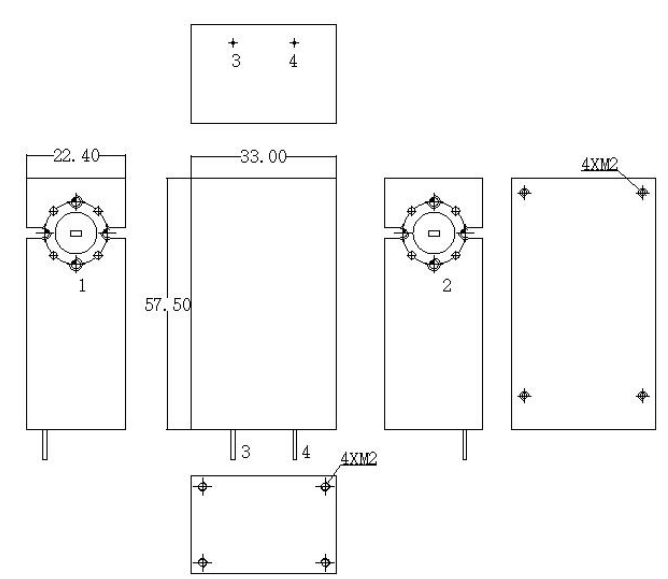
Applications

- Instruments and meters

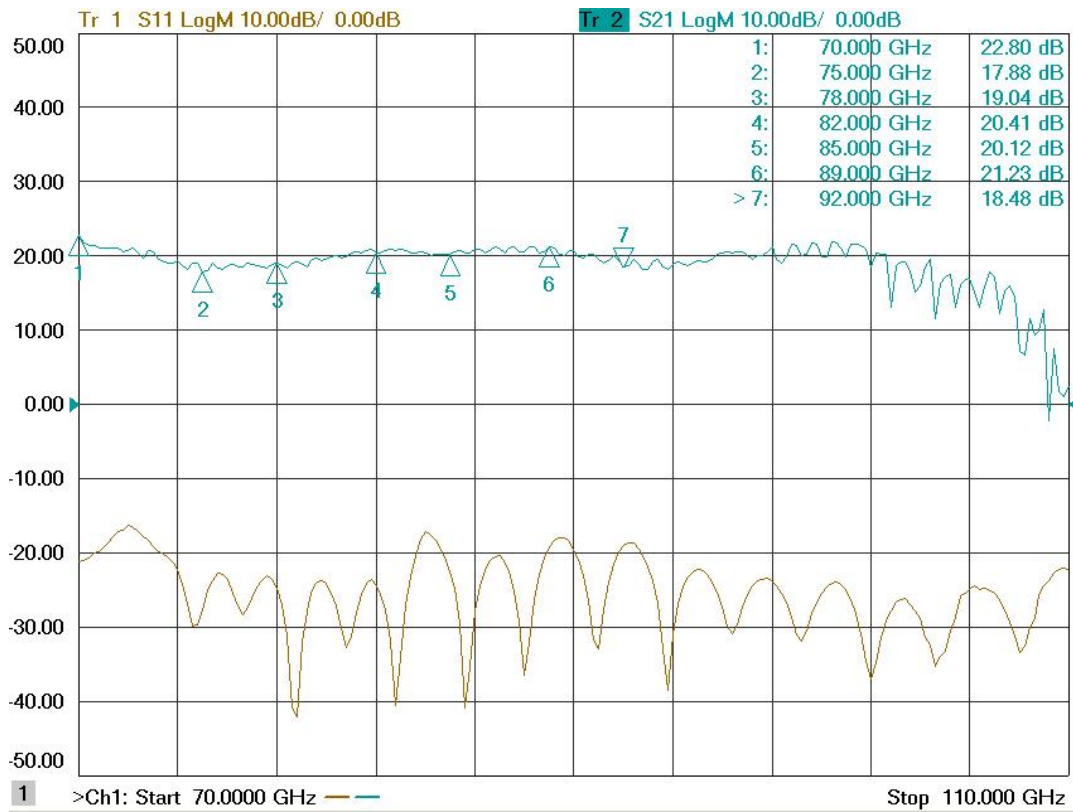
Electrical Specifications Table

Parameter	Condition (TA=25°C)	Limit			Unit
		Min.	Typ.	Max	
1.Frequency	V1=+6V	75		90	GHz
2.Gain			20		dB
3.Noise Figure			4	4.5	dB
4.Output P1dB			-2		dBm
5.Gain Flatness			±1.5		
6.Interface			WR-12		
7.Current			80		mA

Outline Drawing



Gain vs. Frequency Curve



Noise Figure Data Table

Frequency (GHz)	Noise Figure (dB)	Frequency (GHz)	Noise Figure (dB)	Frequency (GHz)	Noise Figure (dB)
75	4.5	87	3.7	99	3.8
76	4.5	88	3.6	100	4.6
77	4.2	89	3.5		
78	3.1	90	3.6		
79	2.9	91	3.4		
80	3.3	92	4.2		
81	3.1	93	4.2		
82	3.6	94	4.2		
83	3.2	95	3.9		
84	3.2	96	4.1		
85	3.3	97	4.1		
86	3.6	98	4.1		