

NLA-0.5-1000-23-12

0.5~1000MHz, 23dB, 1.2dB

- | | |
|---|--|
| Features:
* Small Size
* Low Power Consumption | Applications:
* Wireless
* Transmitter
* Laboratory Test |
|---|--|



Electrical

Frequency:	0.5~1000MHz
Gain:	23dB typ.
Noise Figure:	1.2dB typ.
Output Power (P1dB):	23dBm typ.
Input VSWR:	1.6 typ.
Output VSWR:	1.8 typ.
Voltage/Current:	+5V/300mA
Impedance:	50Ω

Absolute Maximum Ratings*1

RF Input Power:	+6dBm
Voltage:	+7V
Limiting Temperature:	-45~+80°C

[1] Permanent damage may occur if any of these limits are exceeded.

Mechanical

Size*2:	32*30*12mm 1.26*1.181*0.472in
RF Connectors:	SMA female
Power Supply Connectors:	Feed Through/Terminal Post
Mounting:	4-Φ2.2mm through-hole

[2] Exclude connectors.

Environmental

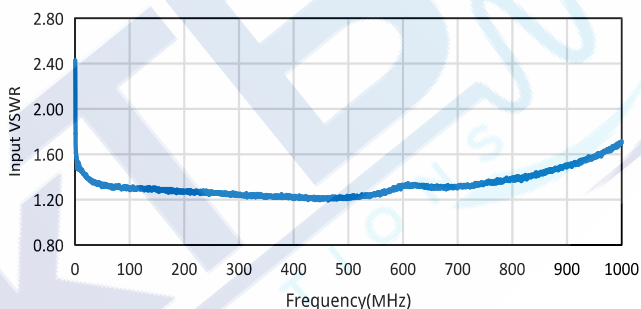
Operating Temperature:	-35~+75°C
------------------------	-----------

How To Order

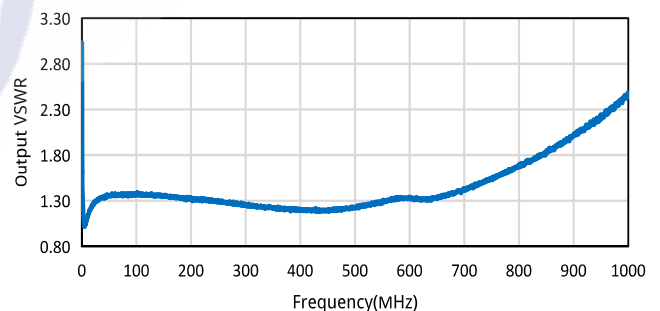
NLA-0.5-1000-23-12

Typical Performance Curves

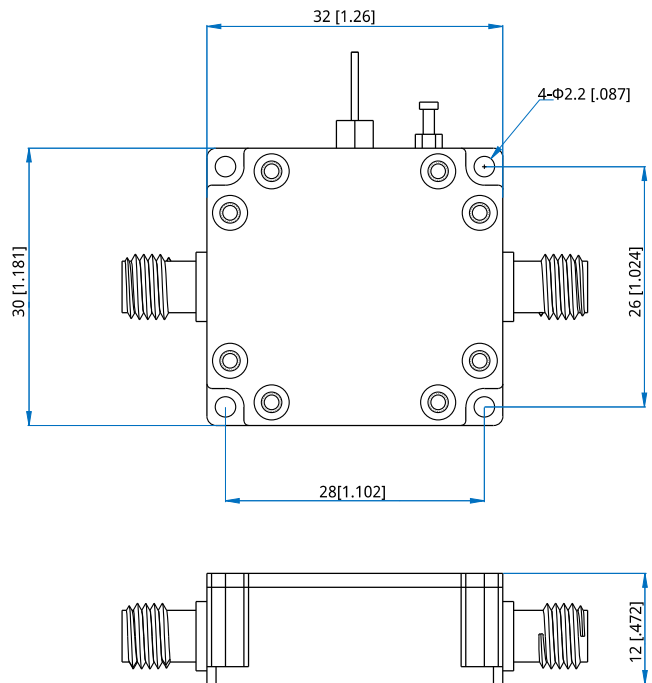
Input VSWR vs. Frequency



Output VSWR vs. Frequency



Outline Drawings

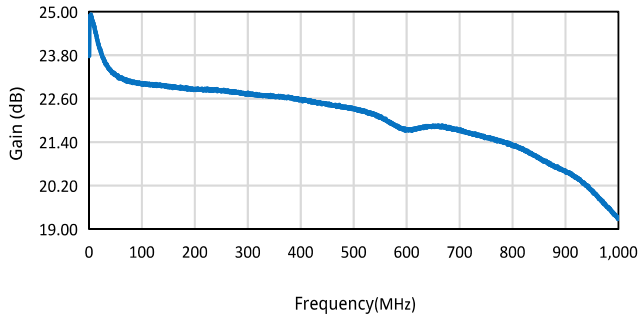


Unit: mm [in]

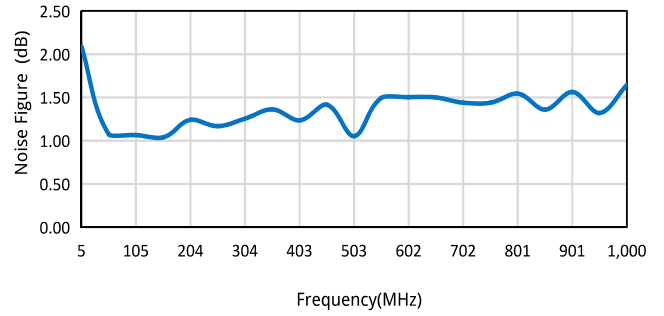
Tolerance: ±0.2mm [±0.008in]

Customization is available upon request.

Gain vs. Frequency



Noise Figure vs. Frequency



P1dB vs. Frequency

