

NIMP1302

DC~1.3GHz, 2W

Features:
* Low VSWR

Applications:
* Wireless
* Transmitter
* Laboratory Test
* Radar

Electrical

Frequency:	DC~1.3GHz
Insertion Loss:	5.7dB
VSWR:	1.06 max.
Power:	2W
Typical Flatness:	0.1dB max.
Impedance:	50Ω (SMA, N, BNC) 75Ω (N, BNC, F)

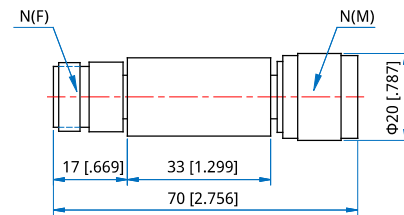
Mechanical

Size (N):	Φ20*70mm Φ0.787*2.756in
Size (F):	Φ20*68mm Φ0.787*2.677in
RF Connector:	SMA, N, BNC, F
Housing:	Nickel plated brass
Male Inner Conductor:	Gold plated brass
Female Inner Conductor:	Gold Plated Beryllium Copper
Material:	Aluminum

Environmental

Operating Temperature:	-10~+50°C
Non-operating Temperature:	-40~+70°C

Outline Drawings



Outline A

Unit: mm [in]
Tolerance: ±0.2mm [±0.008in]

How To Order

NIMPUV-WX-YZ

U: Frequency (GHz)
V: Power (W)
W: Connector type
X: Impedance (Ω)
Y: Connector type
Z: Impedance (Ω)

Connector naming rules:

- S - SMA Male
- SF - SMA Female
- N - N Male (Outline A)
- NF - N Female (Outline A)
- B - BNC Male
- BF - BNC Female
- F - F Male
- FF - F Female

Examples:

To order a Impedance Matching Pads, DC~1.3GHz, 2W, N Male, 50 Ω, N female, 75Ω, specify NIMP1302-N50-NF75.

Customization is available upon request.

NIMP1305

DC~1.3GHz, 5W

Features:
* Low VSWR

Applications:
* Wireless
* Transmitter
* Laboratory Test
* Radar

Electrical

Frequency:	DC~1.3GHz
Insertion Loss:	5.7dB
VSWR:	1.06 max.
Power:	5W
Typical Flatness:	0.1dB max.
Impedance:	50Ω (SMA, N, BNC) 75Ω (N, BNC, F)

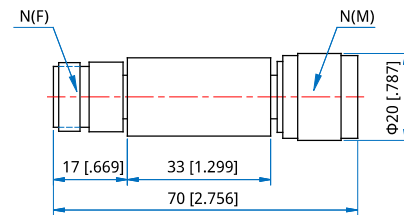
Mechanical

Size (N):	Φ20*70mm Φ0.787*2.756in
Size (F):	Φ20*68mm Φ0.787*2.677in
RF Connector:	SMA, N, BNC, F
Housing:	Nickel plated brass
Male Inner Conductor:	Gold plated brass
Female Inner Conductor:	Gold Plated Beryllium Copper
Material:	Aluminum

Environmental

Operating Temperature:	-10~+50°C
Non-operating Temperature:	-40~+70°C

Outline Drawings



Outline A

Unit: mm [in]
Tolerance: ±0.2mm [±0.008in]

How To Order

NIMPUV-WX-YZ

U: Frequency (GHz)
V: Power (W)
W: Connector type
X: Impedance (Ω)
Y: Connector type
Z: Impedance (Ω)

Connector naming rules:

- S - SMA Male
- SF - SMA Female
- N - N Male (Outline A)
- NF - N Female (Outline A)
- B - BNC Male
- BF - BNC Female
- F - F Male
- FF - F Female

Examples:

To order a Impedance Matching Pads, DC~1.3GHz, 5W, N Male, 50 Ω, N female, 75Ω, specify NIMP1305-N50-NF75.

Customization is available upon request.

NIMP1350

DC~1.3GHz, 50W

Features:
* Low VSWR

Applications:
* Wireless
* Transmitter
* Laboratory Test
* Radar

Electrical

Frequency:	DC~1.3GHz
Insertion Loss:	5.7dB
VSWR:	1.20 max.
Power:	50W
Typical Flatness:	0.1dB max.
Impedance:	50Ω (SMA, N, BNC) 75Ω (N, BNC, F)

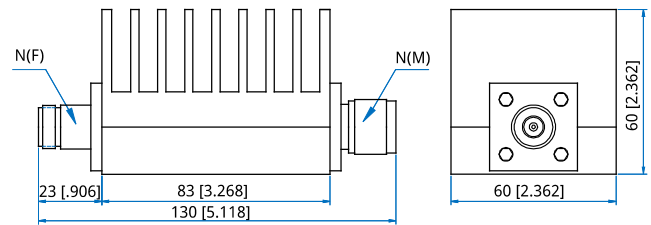
Mechanical

Size (N):	130*60*60mm 5.118*2.362*2.362in
RF Connector:	SMA, N, BNC, F
Housing:	Nickel plated brass
Male Inner Conductor:	Gold plated brass
Female Inner Conductor:	Gold Plated Beryllium Copper
Material:	Aluminum

Environmental

Operating Temperature:	-10~+50°C
Non-operating Temperature:	-40~+70°C

Outline Drawings



Outline A

Unit: mm [in]
Tolerance: ±0.2mm [±0.008in]

How To Order

NIMPUV-WX-YZ

U: Frequency (GHz)
V: Power (W)
W: Connector type
X: Impedance (Ω)
Y: Connector type
Z: Impedance (Ω)

Connector naming rules:

S - SMA Male
SF - SMA Female
N - N Male (Outline A)
NF - N Female (Outline A)
B - BNC Male
BF - BNC Female
F - F Male
FF - F Female

Examples:

To order a Impedance Matching Pads, DC~1.3GHz, 50W, N Male, 50 Ω, N female, 75Ω, specify NIMP1350-N50-NF75.

Customization is available upon request.

NIMP3002

DC~3GHz, 2W

Features:
* Low VSWR

Applications:
* Wireless
* Transmitter
* Laboratory Test
* Radar

Electrical

Frequency:	DC~3GHz
Insertion Loss:	5.7dB
VSWR:	1.15 max.
Power:	2W
Typical Flatness:	0.15dB max.
Impedance:	50Ω (SMA, N, BNC) 75Ω (N, BNC, F)

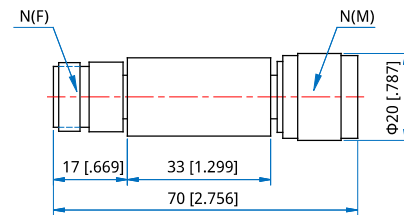
Mechanical

Size (N):	Φ20*70mm Φ0.787*2.756in
Size (F):	Φ20*68mm Φ0.787*2.677in
RF Connector:	SMA, N, BNC, F
Housing:	Nickel plated brass
Male Inner Conductor:	Gold plated brass
Female Inner Conductor:	Gold Plated Beryllium Copper
Material:	Aluminum

Environmental

Operating Temperature:	-10~+50°C
Non-operating Temperature:	-40~+70°C

Outline Drawings



Outline A

Unit: mm [in]
Tolerance: ±0.2mm [±0.008in]

How To Order

NIMPUV-WX-YZ

U: Frequency (GHz)
V: Power (W)
W: Connector type
X: Impedance (Ω)
Y: Connector type
Z: Impedance (Ω)

Connector naming rules:

- S - SMA Male
- SF - SMA Female
- N - N Male (Outline A)
- NF - N Female (Outline A)
- B - BNC Male
- BF - BNC Female
- F - F Male
- FF - F Female

Examples:

To order a Impedance Matching Pads, DC~3GHz, 2W, N Male, 50Ω, N female, 75Ω, specify NIMP3002-N50-NF75.

Customization is available upon request.

NIMP3005

DC~3GHz, 5W

Features:
* Low VSWR

Applications:
* Wireless
* Transmitter
* Laboratory Test
* Radar

Electrical

Frequency:	DC~3GHz
Insertion Loss:	5.7dB
VSWR:	1.15 max.
Power:	5W
Typical Flatness:	0.15dB max.
Impedance:	50Ω (SMA, N, BNC) 75Ω (N, BNC, F)

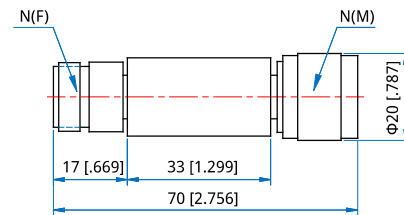
Mechanical

Size (N):	Φ20*70mm Φ0.787*2.756in
Size (F):	Φ20*68mm Φ0.787*2.677in
RF Connector:	SMA, N, BNC, F
Housing:	Nickel plated brass
Male Inner Conductor:	Gold plated brass
Female Inner Conductor:	Gold Plated Beryllium Copper
Material:	Aluminum

Environmental

Operating Temperature:	-10~+50°C
Non-operating Temperature:	-40~+70°C

Outline Drawings



Outline A

Unit: mm [in]
Tolerance: ±0.2mm [±0.008in]

How To Order

NIMPUV-WX-YZ

U: Frequency (GHz)
V: Power (W)
W: Connector type
X: Impedance (Ω)
Y: Connector type
Z: Impedance (Ω)

Connector naming rules:

S - SMA Male
SF - SMA Female
N - N Male (Outline A)
NF - N Female (Outline A)
B - BNC Male
BF - BNC Female
F - F Male
FF - F Female

Examples:

To order a Impedance Matching Pads, DC~3GHz, 5W, N Male, 50Ω, N female, 75Ω, specify NIMP3005-N50-NF75.

Customization is available upon request.

NIMP3050

DC~3GHz, 50W

Features:
* Low VSWR

Applications:
* Wireless
* Transmitter
* Laboratory Test
* Radar

Electrical

Frequency:	DC~3GHz
Insertion Loss:	5.7dB
VSWR:	1.25 max.
Power:	50W
Typical Flatness:	0.15dB max.
Impedance:	50Ω (SMA, N, BNC) 75Ω (N, BNC, F)

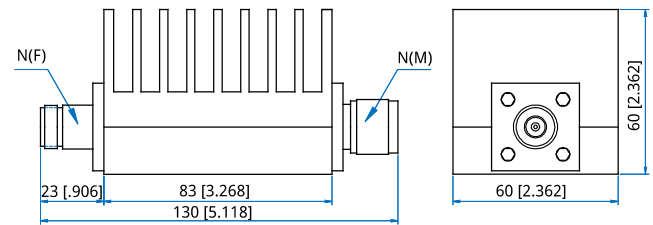
Mechanical

Size (N):	130*60*60mm 5.118*2.362*2.362in
RF Connector:	SMA, N, BNC, F
Housing:	Nickel plated brass
Male Inner Conductor:	Gold plated brass
Female Inner Conductor:	Gold Plated Beryllium Copper
Material:	Aluminum

Environmental

Operating Temperature:	-10~+50°C
Non-operating Temperature:	-40~+70°C

Outline Drawings



Outline A

Unit: mm [in]
Tolerance: ±0.2mm [±0.008in]

How To Order

NIMPUV-WX-YZ

U: Frequency (GHz)
V: Power (W)
W: Connector type
X: Impedance (Ω)
Y: Connector type
Z: Impedance (Ω)

Connector naming rules:

S - SMA Male
SF - SMA Female
N - N Male (Outline A)
NF - N Female (Outline A)
B - BNC Male
BF - BNC Female
F - F Male
FF - F Female

Examples:

To order a Impedance Matching Pads, DC~3GHz, 50W, N Male, 50Ω, N female, 75Ω, specify NIMP3050-N50-NF75.

Customization is available upon request.