



2-Way Power Dividers/Combiners

NPD2-5-1000

2-Way, 0.005~1GHz

Features:

- * Small Size
- * Low Insertion Loss

Applications:

- * Amplifiers
- * Mixers
- * Antennas
- * Laboratory Test

Electrical

Frequency:	0.005~1GHz
Insertion Loss:	1dB max.
Input VSWR:	1.25 max. (N, BNC) 1.3 max. (SMA)
Output VSWR:	1.25 max. (N, BNC) 1.3 max. (SMA)
Isolation:	17dB min. (N, BNC) 18dB min. (SMA)
Amplitude Balance:	0.3dB max.
Phase Balance:	±3°
Impedance:	50Ω
Average Power:	1W max. 0.5W max. as combiner

Mechanical

Mounting:	2-Φ2.8mm through-hole (SMA)
Mounting:	4-Φ3.2mm through-hole (N, BNC)

Environmental

Operation Temperature: -35~+75°C

How To Order

NPD2-5-1000-X-Y

X: Average power as divider

Y: Connector type

Connector naming rules:

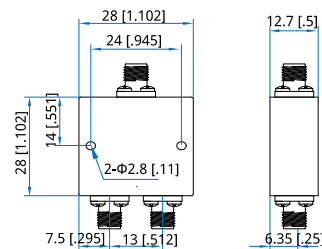
- S - SMA Female (Outline A)
- N - N Female (Outline B)
- B - BNC Female (Outline C)

Examples:

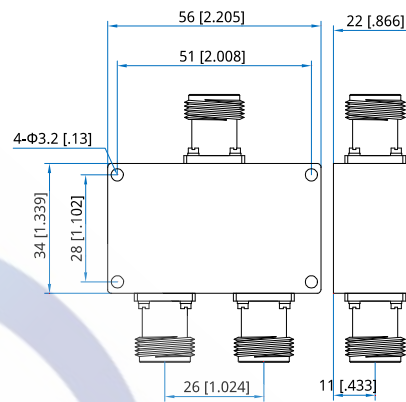
To order a 2-way power divider, 0.005~1GHz, 1W, N female, specify NPD2-5-1000-1-N.

Customization is available upon request.

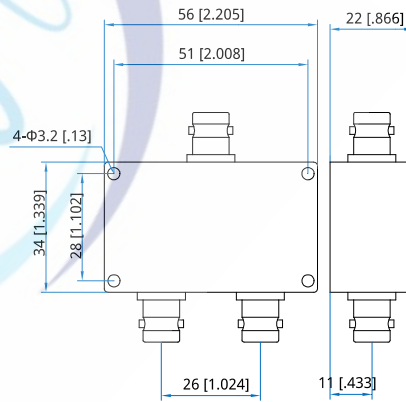
Outline Drawings



Outline A



Outline B



Outline C

Unit: mm [in]

Tolerance: ±0.5mm [±0.02in]